



Electromagnetics
"Quality is everything."


ICHI Series
Single Stage Ferrite
Circulator / Isolator
98-99 MHz

VHF
UHF




JAG-IC-98-1-XX


* This is a general representation of what the actual product may look like.



JAG-IC-132-1-0 Shown for illustration



JAG-IC-132-1-60 Shown with a 60W load



JAG-IC-132-1-30 Shown with a 30W load

JAG isolators and circulators offer superior performance in a compact rugged package. Careful temperature compensation and top quality components ensure high isolation with very low insertion loss over their full operating temperature range, and offer a high degree of RF and magnetic stability. Circulators are supplied without loads. Isolators come equipped with a variety of load terminations. JAG isolators and circulators are available factory-tuned in the 70, 150, 450 and 800-960 MHz frequency bands. Field tunable isolators are available for the 138-174 and 406-430 or 450-470 MHz bands.

Electrical Specifications			Mechanical Specifications			Environmental	
Model	JAG-IC-98-1-XX		Model	JAG-IC-98-1-XX		Model	JAG-IC-98-1-XX
Frequency Range (MHz)	98-99	*Note 1	Height	inches (mm)	3 (76.2)	Temperature Range	-40-degC to +60-degC
Bandwidth @ 1.3:1 VSWR or Better (MHz)	2		Width	inches (mm)	3 (76.2)	Notes: 1. Specify model number and exact frequency when ordering 2. Power rating for isolators and circulators is determined by load size with a maximum going up to 125W 3. Typically 25-30dB of reverse isolation may be observed 4. Replace the X in the model number as follows: • 0 = Circulator (no loads) • 15 = 15W load • 30 = 30W load • 60 = 60W load • 125 = 125W load Example: JAG-IC-98-1-60 (comes with a 60W load)	
Maximum Input VSWR	1.3:1		Depth	inches (mm)	1.4 (35)		
Maximum Input Power (Watts)	125	*Note 2	Weight	lb (kg)	2.2 (1.0) *No load		
Maximum Insertion Loss (dB)	0.7		Mounting Systems	19-inch rack mount			
Typical Insertion Loss (dB)	0.4			Cavity			
Isolation (dB)	22	*Note 3		Plate			
Nominal Impedance (Ω)	50		Termination	'N' Female			
Output Load Size (Watts)	15	*Note 4					
	30	*Note 4					
	60	*Note 4					
	125	*Note 4					

JAG-IC-98-1-XX Product Specification Sheet.

Specifications are subject to change without notice. As a result, all information contained in the present datasheet is subject to confirmation at time of ordering.

Dated: September-17-2014

Issue: 1

Made in Canada

Rev091714.0

Page 1/1



RF EMI Engineering Technology
 26-1750 Creek Way
 Burlington, Ontario
 L7L 7E2 Canada

Email: info@jagelectromagnetics.com
 Web: www.jagelectromagnetics.com
 Tel (905)-635-7437
 Fax (905)-332-8093



Copyright © JAG Electromagnetics

JAG's dedication to continuous Research & Development will result in product improvements as they evolve.